

V.V. Sagha, Ballari.

A.D.B First grade College, Harapanahalli.

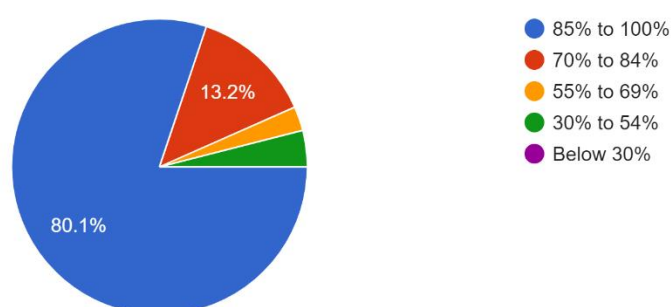
Student Satisfaction Survey Analysis Report 2021-22

Key Indicator - 2.7.1

The satisfaction survey was conducted online for Final year B.A., B.Sc. & B.Com. Students. 151 students have taken part in the survey. The survey templates consist of 20 multiple choice type questions that collect feedback on Teaching Learning and Evaluation in the Institution.

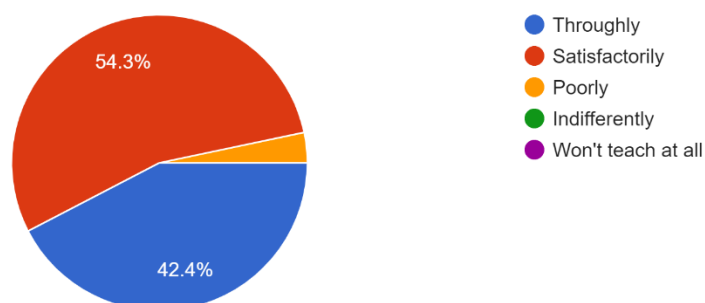
1. How much of the syllabus was covered in the class?

151 responses



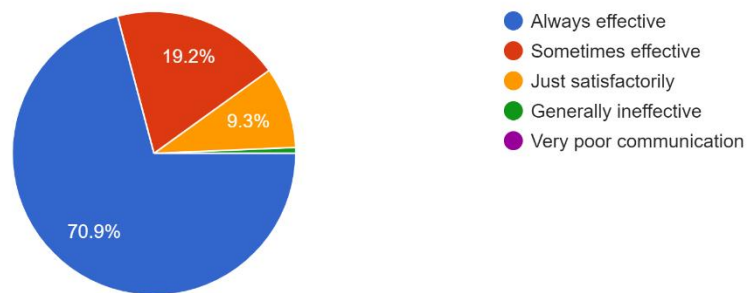
2. How well did the teachers prepare for the classes?

151 responses



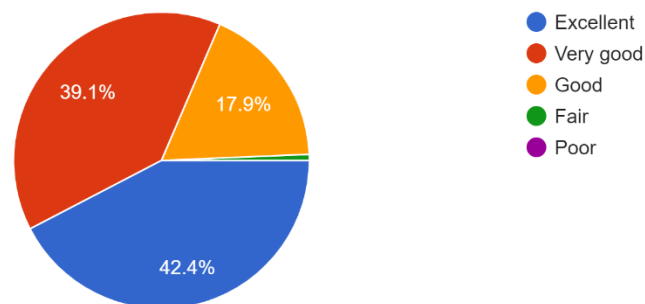
3. How well were the teachers able to communicate?

151 responses



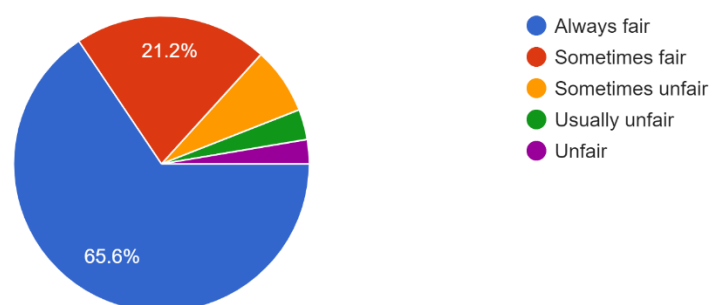
4. The teachers approach to teaching can be described as

151 responses



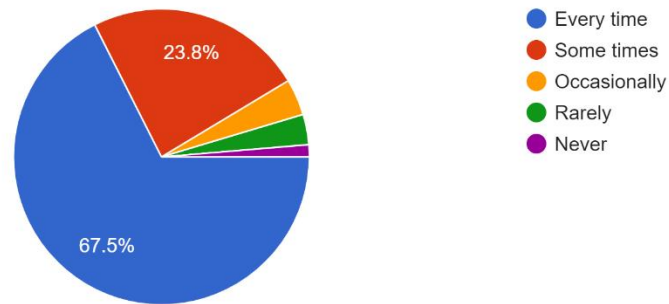
5. Fairness of the internal evaluation process by the teachers.

151 responses



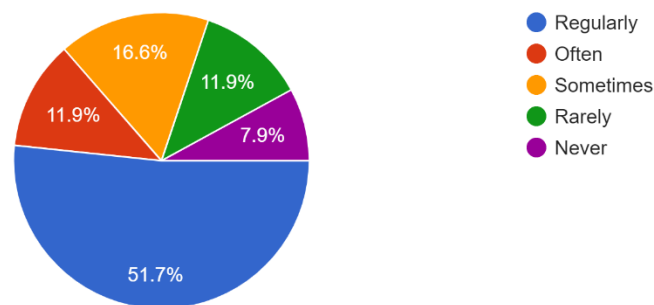
6. Was your performance in assignments discussed with you?

151 responses



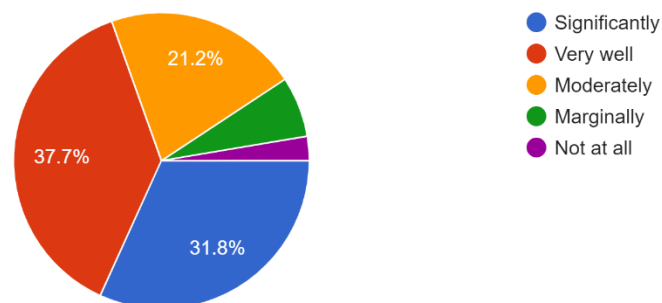
7. The institute takes active interest in promoting internship, student exchange, field visit opportunities for students.

151 responses



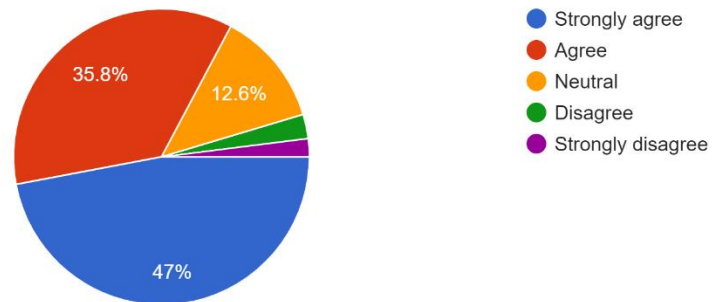
8. The teaching and mentoring process in your institution facilitates you in cognitive, social and emotional growth.

151 responses



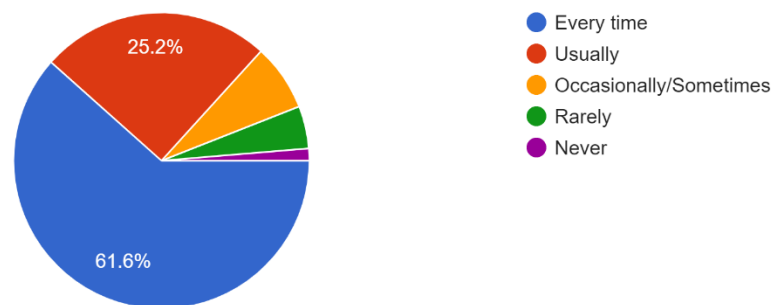
9. The institution provides multiple opportunities to learn and grow.

151 responses



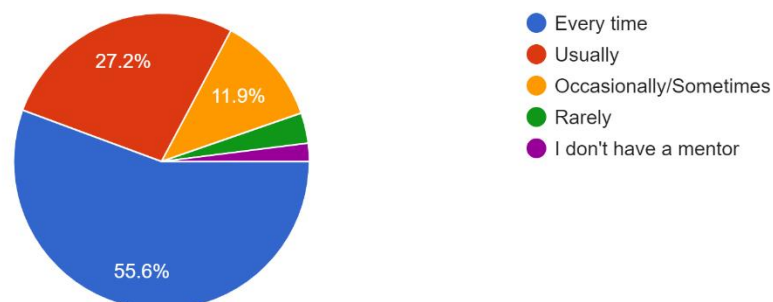
10. Teachers inform you about your expected competencies, course outcomes and programme outcomes.

151 responses



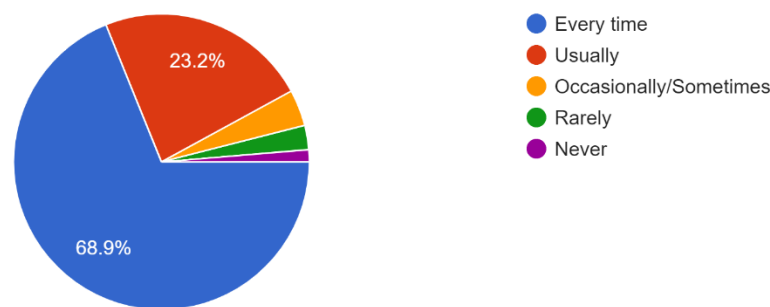
11. Your Mentor does a necessary follow-up with an assigned task to you.

151 responses



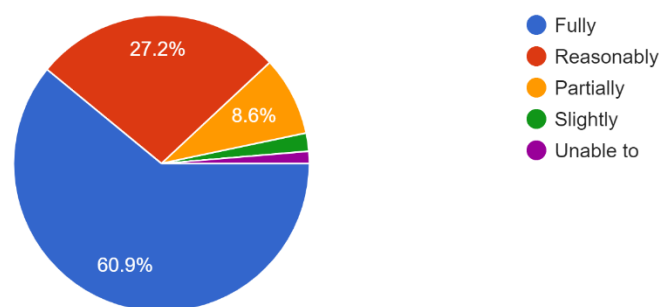
12. The teacher illustrates the concepts through examples and applications.

151 responses



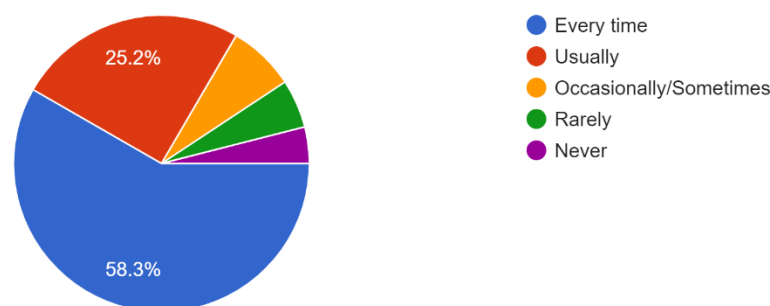
13. The teacher identify your strengths and encourage you with providing right level of challenges.

151 responses



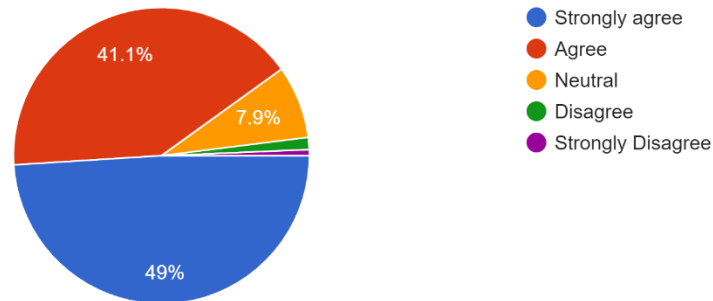
14. Teachers are able to identify your weaknesses and help you to overcome them.

151 responses



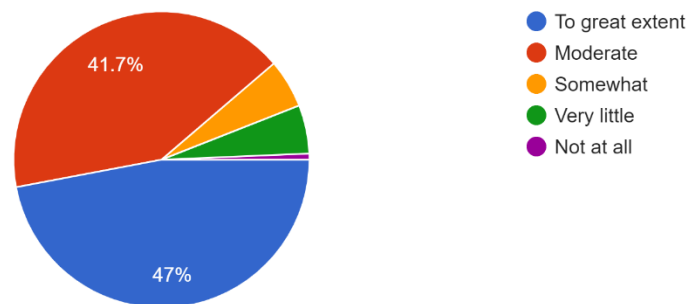
15. The institution makes effort to engage students in the monitoring, review and continuous quality improvement of the teaching learning process.

151 responses



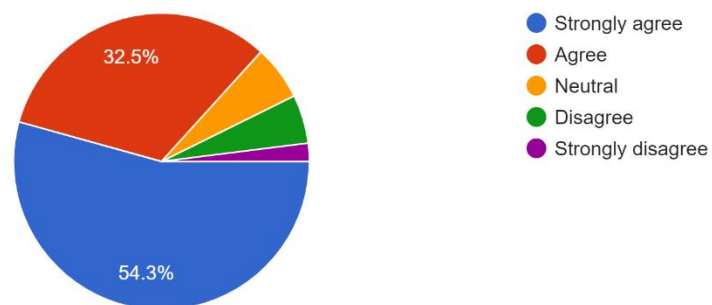
16. The institute/teachers use student centric methods such as experiential learning, participative learning and problem solving methodologies for enhancing learning experiences.

151 responses



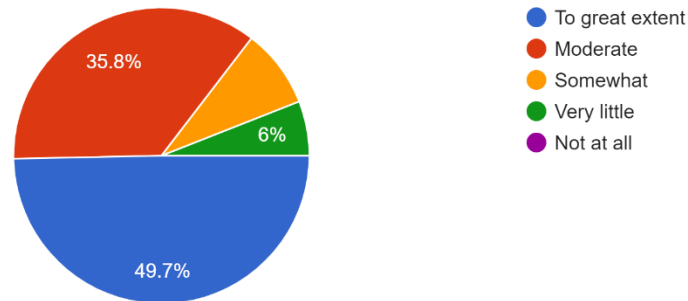
17. Teachers encourage you to participate in extracurricular activities.

151 responses



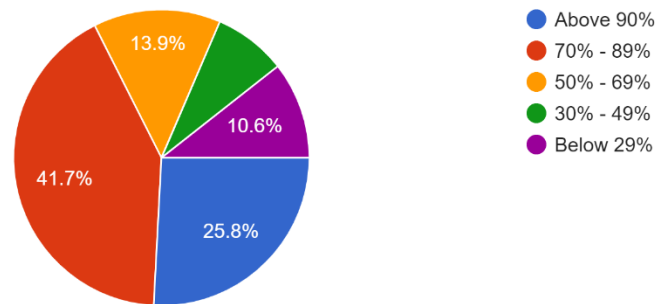
18. Efforts are made by the institute/teachers to inculcate soft skills, life skills and employability skills to male you ready for the world of work.

151 responses



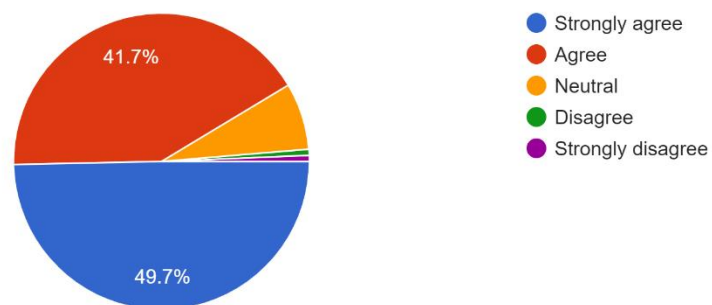
19. What percentage of teachers use ICT tools such as LCD projector, Multimedia, etc. while teaching.

151 responses



20. The overall quality of teaching-learning process in your institute is very good.

151 responses



Analysis and Action taken Report of the Student Satisfactory Survey, 21-22

1. How much of the syllabus was covered in the class?

80.1% of the students said that 85%-100% syllabus covered in the class. 13.2% students said that 70%-84% syllabus covered in the class. 2.6% students said that 55% to 69% syllabus covered in the class. 4% of the students said only 30% to 51% of the syllabus covered in the class.

Principal and committee members inquired few such faculty members and warned them to complete off their syllabus in time.

2. How well did the teachers prepare for the classes?

42.4% of the students said that teachers would prepare thoroughly but 54.3% of the students said that it is satisfactorily. 3.3% students said some teachers prepare for the class poorly.

Principal enquired students who are such teachers and after finding them he asked them to prepare thoroughly and come to the class. He warned them to give full justice to the students.

3. How well were the teachers able to communicate?

70.9% students said that teachers communicate always effectively, 19.2% students said that teachers sometime teach effectively and 9.3% students said that their communication is just satisfactory.

The principal warned them to improve their communication skills by using technology-based teaching.

4. The teachers approach to teaching can be described as

42.4% students said it is excellent and 39.1% students expressed that it is very good and 17.9% students opined that it is good. Overall, teachers are dedicated and work actively for the welfare of the students. They are enthusiastic teachers.

5. Fairness of internal evaluation process by the teachers

65.6% students said that it is always fair. 21.2% have given in their feedback that it is sometimes fair and 7.3% students said that it is sometimes unfair. 3.3% students have given in their feedback it is usually unfair and 2.6% students say that it is unfair.

Internal evaluation is the part of our examination system. Teachers are strict and unbiased in evaluating internal tests. They adhere to the rules and principles of the

university guidelines. If any student feels injustice in evaluation and awarding marks, his/her complaints taken seriously and his/her test papers, attendance, assignments and seminars are revalued and see that nothing wrong happened to him/her. As far as possible, whole process is conducted in fair and freeway.

6. Was your performance in assignments discussed with you?

67.5% say yes every time and 23.8% said that it is discussed sometimes. 4% students expressed in their feedback that it is discussed occasionally and 3.3% students say that they discuss rarely and 1.3% students said that it is never discussed. Usually when students submit assignments, teachers discuss contents and style with them and sometimes ask the students to refine the assignment.

7. The institute takes active interest in promoting internship, student exchange, field visit opportunities for students.

51.7% students given in their feedback that such activities are regular in college. 11.9% said it is done often, and 16.6% say it is done 'sometimes', 11.0% expressed that 'rarely' it is done and 7.9% say it is never.

Every year, History, Commerce, Botany, Zoology, Chemistry departments of our college conduct field visit to historical places, industrial areas, and forest areas to collect different species. It gives them first hand knowledge. Few departments have arranged student exchange programmes also (Physics and Chemistry).

8. The teaching and mentoring facilities in your institution facilitates you in conquer social and emotional growth

31.8% students agree that it is done significantly and 37.7% students accepted that it is done very well. 21.2% say that it is moderately done. 6.6% opined that it is done marginally and 2.6% students say 'not at all'.

The staff of the college not only gives importance for academic activities but use teaching and mentoring process to facilitate the cognitive, social, and emotional growth. Each student is given personnel attention if needed he/she is advised to mentoring process in which all possible measures are taken to solve their problems.

9. The institution provides multiple opportunities to learn and growth

47% students strongly agree to this idea. 35.8% agree that multiple opportunities are provided. 12.6% are neutral, whereas 2.6% disagree and 2% strongly disagree.

The college believes in the all round growth in of the students for that apart from academic activities, sports, cultural, fieldworks, study tours, NSS and NCC activities have been made part of students curriculum. Students can opt their interested field to learn and grow.

10. Teachers inform you about your expected competencies, course outcomes and program outcomes

61.6% students agree that every time they are informed. 25.2% say ‘usually’ such information is given. 7.3% say occasionally information is given whereas 4.6% say ‘rarely’ such information is given and 1.3% say ‘never’ such information is given.

It has been made compulsory for every teacher to inform students about their expected competencies, course outcomes and programme outcomes. Even they are uploaded to college websites.

11. Your mentor does a necessary follow up with an assigned task to you

55.6% students opined that every time necessary follow up is done. 27.2% say usually necessary follow up is done. 11.9% say occasionally, 3.3% say rarely and 2% said that they don’t have a mentor.

Every student would come under the mentoring process and the students with ‘problems’ are given more attention and usually the mentor would take follow up work. Committee would supervise the whole process.

12. The teacher illustrates the concept through examples and applications

68.9% of the students say every time the teacher illustrates the concepts through examples and applications. 23.2% say usually, 4% students expressed occasionally, 2.6% say rarely and 1.3% students opined never.

Most of the teachers are experienced and know the art of teaching. They illustrate the concept through examples and applications, for that, they use different modes and devices of teaching.

13. The teacher identify your strengths and encourage you with providing right level of challenges

60.9% students truly agree to this idea. 27.2% students say reasonably whereas 8.6% students said in their feedback it is done partially. 2% students say ‘slightly’ and 1.3% students are unable to express any idea.

Apart from teaching, every teacher is a convener or member of one or another cell or association in the college. They identify students strength and encourage to participate in their interesting field of learning, may be sports, cultural activities, NCC or NSS. So that every student should grow up to face right level of challenges.

14. Teachers are able to identify your weaknesses and help you to overcome them

58.3% students say every time teachers identify students weaknesses and help them to overcome weaknesses. 25.2% students say usually, 7.3% said occasionally, 5.3% said it is rarely and 4% say never.

Teachers identify strengths and weaknesses of every student and through mentoring weaknesses of these students would be overcome. For that personality development programmes, and majority helps a lot.

15. The institution makes efforts to engage students in the monitoring review and continuous quality improvement of the teaching learning process

49% strongly agree and 41.1% agree for this idea. 7.9% are neutral and less than 1% disagree. The institution continuously engaged in quality improvement of the teaching learning process. For that very good infrastructure is built up. Through tests, seminars and assignments, students quality is reviewed and make every effort to improve the quality of the students.

16. The institute/teachers use student centric methods such as experiential learning, participate learning and problem solving methodologies for enhancing learning experiments.

Teachers function just as facilitators in student centric teaching-learning aspect. Students participate in seminars, group discussions, quiz and tests to learn more on the given subject. Tours, fieldworks and participating in the NCC and NSS enhance their experiential learning. So also, when they themselves organizes number of functions, here they learn problem solving methods and group activities, and they help the students in this regard.

17. Teacher encourage you to participate in extracurricular activities

extracurricular activities are must for the all-round development of the students. So, along with curricular activities, sports, cultural activities, NSS, NCC and other extensive activities are given importance in the college. It has been mandatory that each student must participate in one or another extracurricular activities.

18. Efforts are made by the institute/teacher to inculcate soft skills, life skills and employability skills to make you ready for the world of work.

The ulterior motive of education is not only gaining knowledge but to serve the society with his/her employability skills. So in the institute, teachers strive hard to inculcate soft skills, life skills and employability skills, so that students will be ready for the world to work.

19. What percentage of teachers use ICT tools such as LCD projector, multimedia etc while teaching

Most of the teachers use ICT tools such as LCD projector, multimedia etc. while teaching. For that sufficient infrastructure is provided. Many classrooms are upgraded as smart classes with smartboards, LCD projectors and computer devices. College has made it mandatory for every teacher to use computer enabled teaching methodology. Sometimes web links are served to students to browse for more information.

20. The overall quality of teaching-learning process in your institute is very good

49.7% students strongly agree that teaching learning process is very good. 41.7% agree and 7.3% students are neutral.

The institution strives hard to give good education to all students. For that experiential teaching staff, latest technological devices and very good infrastructure is provided. College has MoU with neighbouring institutions, industrial units and some rural areas, so that, students exchange programme, field works and experiential learning would be possible. Thus, the college , trying to give good quality education to all.